



OCEAN SAFETY®

JON BUOY *Mk5*

RECOVERY MODULE



OWNERS MANUAL

It is strongly recommended that the following manual is read and understood to ensure that the JonBuoy Recovery Module® is used efficiently as a piece of lifesaving equipment.

Introduction:

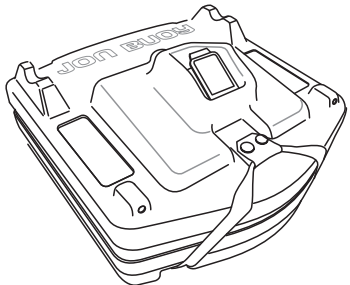
For vessels of all sizes, recovering a Man Overboard can be an extremely hazardous and difficult operation, for both the crew and the man overboard.

The JonBuoy® Mk5 Recovery Module ensures that recovery of a man overboard is made as simple as possible, whilst increasing the visibility and buoyancy for the casualty in the water awaiting rescue.

Accepted as a direct replacement for a regular danbuoy, horseshoe, drogue, light and whistle, as specified within the ISAF offshore special regulations.

The JonBuoy® has the following features:

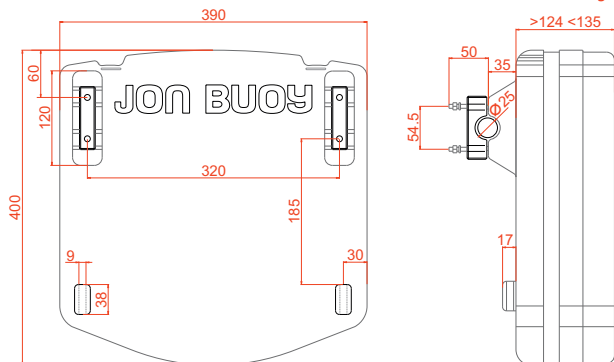
- Automatic Inflation (upon release of pull lever)
- Light (Automatic upon inflation)
- 5M Weighted Throwing Line
- Lifting Ring
- Safe Working Load 200kg
- Retro Reflective Binding
- Large Water Ballast Pocket
- Drogue
- Whistle
- Flag
- 315g Inflation Cylinder
- Compact & Lightweight
- Slimline Container
- Re-packable Unit



Positioning the Module on your Vessel:

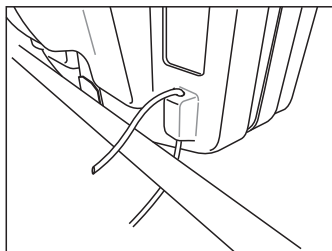
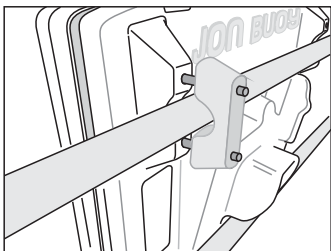
The JonBuoy® Recovery Module can be mounted to the majority of standard rails using the clamps and lashing location points on the back plate. It is recommended wherever possible that the recovery module is mounted on the stern of the vessel with a clear drop to the sea. Always mount away from direct contact of waves or direct flow of water passing by the vessel.

Dimensions to be used as a guide only.



Installation:

Position the clamping blocks located on the back plate over the top rail and tighten the nuts. Lash the lower part of the back plate to the lower rail using the holes provided with 8mm (or less) cord for lashings.



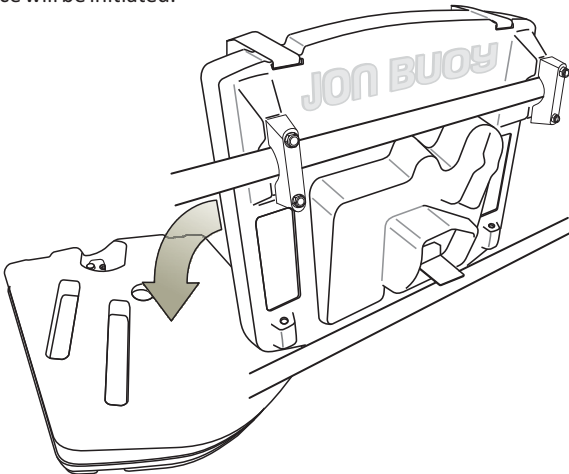
Launching:

In a Man Overboard situation “Pull” the release lever down through 90°.

The JonBuoy Recovery Module® Release Lever must only ever be opened in a Man Overboard situation.



Upon release, the module will Automatically fall outboard and the inflation sequence will be initiated.




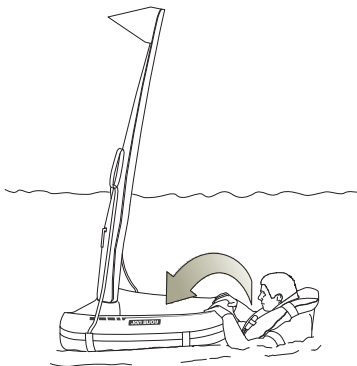


OCEAN SAFETY®

Boarding the JonBuoy® Recovery Module:

Once inflated the module can be boarded.

It is recommended that the module is approached and boarded from the front, however it is also possible to board at the side too.



Once boarded position yourself centrally in the module and await recovery.




Recovering the Module:

A weighted throwing line is provided to aid recovery. The line is 5 metres long and stops the vessel getting too close to the module prior to recovery. To recover the occupied module from the water, attach a halyard or line to the webbing Lifting Loop.

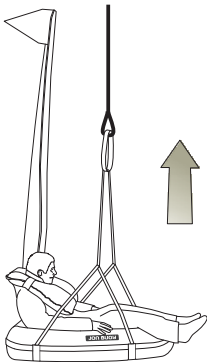
Before lifting, ensure the occupant has their arms inside the module. This is important as during lifting the Harness will deploy around the outer edge and the module will envelop the occupant, preventing injury from the hull or the rigging.



Before attaching the Lifting Loop to a halyard or line, detach it from the Mast by pulling apart the velcro.

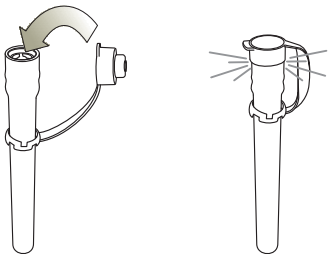


Once the occupant is ready winch the module and occupant back on board.



After Use:

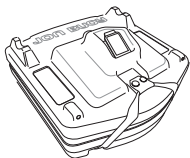
Deflate the JonBuoy® Recovery Module. Depress the Oral Tube Valve using the cap on the Oral Inflation Tube and squeeze out all of the air.



Rinse the module with fresh water and leave to dry in a cool and well ventilated area.

Once deflated and dry, pack the module up and send it to your nearest Ocean Safety approved service station. See Servicing for further details.

*Do **NOT** attempt to re-pack your module for reuse, only trained personnel at an approved Service Station can re-pack and re-arm a JonBuoy® Recovery Module to the standard required.*



Recommendations:

It is recommended that if your vessel is not in use that your JonBuoy® Recovery Module is removed and kept in a dry storage facility. This will prolong the life of the product. Alternatively, cover your recovery module with a waterproof cover during times the vessel is not in use. It is the owners responsibility to remove this cover should the vessel be in use, otherwise the product will not work as required.

Additional Safety items:

The JonBuoy® Recovery Module contains an Equipment Bag that can be used to put items such as Flares, PLBs and/ or other smaller items in. As well as an Equipment bag the JonBuoy® Recovery Module can be fitted with the Safelink R10 SRS (Survivor Recovery System). The R10 is a personal AIS (Automatic Identification System) device that can automatically activate during the inflation of the JonBuoy, enabling vessels with an AIS plotter to quickly and efficiently locate the module.

Should you require any additional equipment then this can only be added to your recovery module at an approved JonBuoy® service station.

Never attempt to open your Recovery Module!

Servicing:

Your JonBuoy® Recovery Module must be serviced **annually** at an approved JonBuoy® Service Station. The recommended first service date is defined by the Black Sticker on the container (outer number denotes month & year indicated in circle). An **annual** service is essential to ensure the life of the product is prolonged and to maintain warranty. To find your nearest Service Station check our website or contact us:

Guarantee:

TERMS AND CONDITIONS:

Guarantee covers

- All parts and labour resulting from defective components, materials or workmanship for up to 24 months.

Guarantee does not cover

- Inappropriate use.
- Accidental damage, mistreatment or service carried out by anyone other than an Ocean Safety approved service station.
- Damage resulting from normal wear and tear.
- Dated or consumable components

Guarantee is invalid if

- The Registration Card is not completed fully and returned to Ocean Safety either by post or online.
- The JonBuoy® product is not maintained according to the instructions detailed within this manual including annual servicing intervals.

If you have any questions regarding your guarantee or warranty please contact Ocean Safety for further details.



OCEAN SAFETY®
Your Life Saving Supplier

Saxon Wharf,
Lower York Street,
Southampton,
Hampshire,
SO14 5QF.
United Kingdom.

TEL: +44 (0)2380 720800
FAX: +44 (0)2380 720801
EMAIL: info@oceansafety.com
WEB: www.oceansafety.com
www.jonbuoy.com

